

# Nivovent 71-0-Atex



The Nivovent 71-0-Atex features the integration of the breather filter with level controls (and temperature controls as an option). The interface between tank top and Nivovent unit is standardised (to DIN 24557 part 2). These dimensions are widely used for the design of breather units and offer the opportunity of updating existing systems with new Nivovent technology. The breather filter elements are disposable.

This unit is a simple apparatus without own voltage source. An intrinsically safe connection acc. to EN 60079-14 the level switch can be used in hazardous locations zone 2 (group IIB, cat. 3G). That applies also to the zone inside of the reservoir. For standard applications the temperature class is T5 at ambient temperatures -20 °C to +80 °C.

The Nivovent 71-0-Atex can be equipped with a number of adjustable standardised level contacts having either temperature contacts or sensors. The total number of contacts is limited by the number of poles available in the electrical connector chosen. Please check the relevant tables overleaf for correct selection. The level contacts are bistable thus only one float is required and the contacts can be adjusted at any time without the need to remove the unit from the reservoir.

- **Atex - range of use: zone 2 (cat. 3G), intrinsically safe acc. to EN 50020**
- **combination of breather filter, level- and temperature controls**
- **adjustable level contacts**
- **bistable level contacts = only one float**
- **disposable 3µm breather elements**
- **DIN flange**
- **complete with connector**
- **easy installation**
- **maintenance free (except filter element)**

## technical data

### switch tube

operating pressure	max. 1 bar
operating temperature	max. 80 °C
lowest spec. gravity	min. 0,8 kg/dm <sup>3</sup>
float SK 601	hard Pu
switch tube	brass
breather housing	PA
breather retention rate	SM-L=3 µm

level contact	K10	W11
function	*NC / NO	change over
min. distance of contacts	40 mm	40 mm
part-no.	1889999	1890999

\* NC = normally closed / NO = normally open, all figures at empty reservoir

### temperaturecontact (TK)

hysteresis	10K ±3K				
switch point	50°C	TKÖ-50	1841899	TKS-50	1866999
	60°C	TKÖ-60	1841999	TKS-60	1842999
	70°C	TKÖ-70	1844999	TKS-70	1845999
	80°C	TKÖ-80	1852099	TKS-80	1867999

other temperatures upon request

\* NC = normally closed / NO = normally open, all figures at rising temperature

### temperature sensor (only in combination with connector S6)

Pt 100	
Toleranz	: ± 0,8°C
Pi	: 0,14 mW
I <sub>max</sub>	: 1 mA
Artikel-Nr.	: 1120012

### supplies

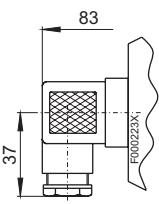
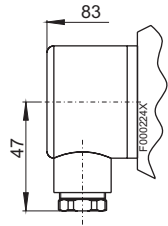
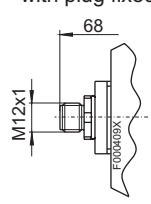
stillng tube with PA-connection	part-no.	: 106000501
clogging indicator		: 79364241
refilling protective cap		: 107199999
connection plug M12x1 (5 pol.) 3,0m		: 9144050018


Ex-qualifikation:  II 3 G EEx ib IIB T5

L<sub>r</sub>, C<sub>i</sub> : negligible ; I<sub>max</sub> : 90mA ; U<sub>max</sub> : 30V (DC)



The level switches to be allowed only for intrinsically safe electric circuit !

connector	M3	S6	M12 (socket)
other connectors upon request	3 pol. + PE DIN 43650	6 pol. + PE DIN 43651	4 pol.+PE
protection class	IP 65	IP 65	IP 67**
cable gland	PG 11	M20 x 1,5	PG 7**
			
max. no. of contacts level-/temperature contact or	1xK10 / 1xTK -	3xK10 / 1xTK or Pt100 1xW11 / 1xTK or Pt100	1xK10 / 1xTK -
level contact only or	2xK10 1xW11	4xK10 2xW11	2xK10 1xW11



breather with optional clogging indicator

controllers for level switch - Atex see data sheet DE 18 0004

### order information

part-no. of basic version, without contacts

with connector		M3	S6	M12 (socket)
L=variable	Nivovent 71-0-Atex	10071599	10071699	10071799

### order information:

you need: length L=580 mm, 1x level contact, connector M12, 1. contact 500 mm NO, temperature contact 70°C NC

You order: 10071799 Nivovent 71-0-Atex-M12 , L=580 , 1 x contact K10 (1889999) L1=500 NO , 1 x TKÖ-70 (1844999)

