

# Nivovent 21-0



This Nivovent series features the integration of the breather filter and level controls with temperature controls as an option. The interface between tank top and Nivotemp unit is standardised according to DIN 24557 part 2. These dimensions are widely used for the design of breather/filler units and offer the opportunity of updating existing systems with new Nivovent technology. The elements of the breather filter are disposable. In cases of emergency the topping up of small quantities of oil via the breather housing is possible. The Nivovent 21-0 types can be equipped with a number of adjustable standardised level contacts and either temperature contacts or sensors. The total number of contacts is limited by the number of poles available in the connector chosen. Please check the relevant tables overleaf for correct selection. The level contacts are bistable thus only one float is required and the contacts can be adjusted at any time without the need to remove the unit from the reservoir.

The breather elements are available as MIC or SM-L. MIC elements are suitable for mineral oil based hydraulic or lube oils and have a retention rate of 10 micron. SM-L elements have a retention of 3 micron and can be used in high water based fluids. The Bühler "Fluid Control Terminal" shows the possible combinations for the Nivovent series, which can be used with the Bühler temperature displays and control units.

- **combination of breather filter, level- and temperature controls**
- **adjustable level contacts**
- **bistable level contacts = only one float**
- **disposable filter elements with qualified retention**
- **DIN flange**
- **complete with connector**
- **easy installation**
- **maintenance free (except filter element)**

## technical data

### switch tube

operating pressure	max. 1 bar
operating temperature	max. 80 °C
lowest spec. gravity	min. 0,8 kg/dm <sup>3</sup>
float SK 601	hard Pu
switch tube	brass
breather housing	PA 12
breather retention rate	MIC=10 µm or SM-L=3 µm

### level contact

	K10	W11
function	*NC / NO	change over
min. distance of contact	40 mm	40 mm
max. operating voltage	230 V	48 V
max. current	0,5 A	0,5 A
contact load	10 VA	20 VA
part-no.	1889999	1890999

\* NC=normally closed / NO=normally open, all figures at **empty reservoir**

### temperature contact

max. voltage	250V
max. current	2,5A
max. contact load	100 VA
hysteresis	10K ± 3K

		NC*	part-no.	NO*	part-no.
switch point	50°C	TKÖ-50	1841899	TKS-50	1866999
	60°C	TKÖ-60	1841999	TKS-60	1842999
	70°C	TKÖ-70	1844999	TKS-70	1845999
	80°C	TKÖ-80	1852099	TKS-80	1867999

other temperatures upon request

\* NC=normally closed / NO=normally open, all figures at **rising temperature**

### temperature sensor

PT 100	
tolerance	± 0,8° C
part-no.	1120012

### accessories

stilling tube made from brass	
L = till 520 mm	part-no. 100701401
L = from 520 mm	part-no. 100701402

### connector

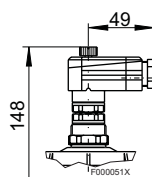
other connectors upon request

protection class cable gland

### C6

6 pol. + PE  
DIN 43651

IP 65  
M20 x 1,5



max. no. of contacts

level- / temperature contacts or

3 x K10 / 1 x TK  
1 x W11 / 1 x TK

level contact only or

4 x K10  
2 x W11

max. voltage

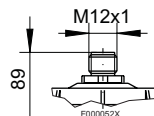
230 V AC/DC  
48 V with change over contact

### M12

4 pol.

IP 67\*\*  
PG 7\*\*

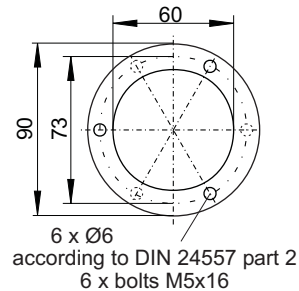
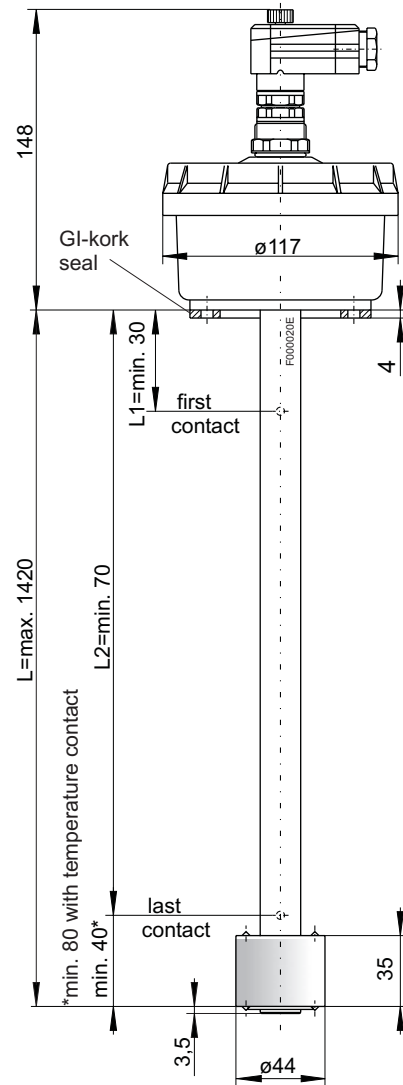
\*\* with plug fixed



1 x K10 / 1 x TK  
- / -

2 x K10  
1 x W11

24 V DC



### order information

part-no. of basic version, **without** contacts

with connector

		C6	M12		C6	M12
L = 370 mm	Nivovent 21-0-MS-MIC	1153999	1070399	Nivovent 21-0-MS-SM-L	1168999	1071399
L = 520 mm	Nivovent 21-0-MS-MIC	1154999	1070599	Nivovent 21-0-MS-SM-L	1169999	1071599
L = variable	Nivovent 21-0-MS-MIC	1098999	1070099	Nivovent 21-0-MS-SM-L	1099999	1071099

### order example:

you need: length L= 580 mm, 1 level contact, connector M12, 1.contact 500 mm NC, temperature contact normally closed by switch point 70°C, breath retention rate = 3 µm

you order: 1071099 Nivovent 21-0-SM-L, L= 580, 1 x contact K10 (1889999) L1=500 NC, 1 x TKÖ 70 ( 1844999 )